

SPROLINK®

www.sprolink.com

SEAMLESS PROFESSIONAL SCALER AND SWITCHER



VA1

USER MANUAL

Content

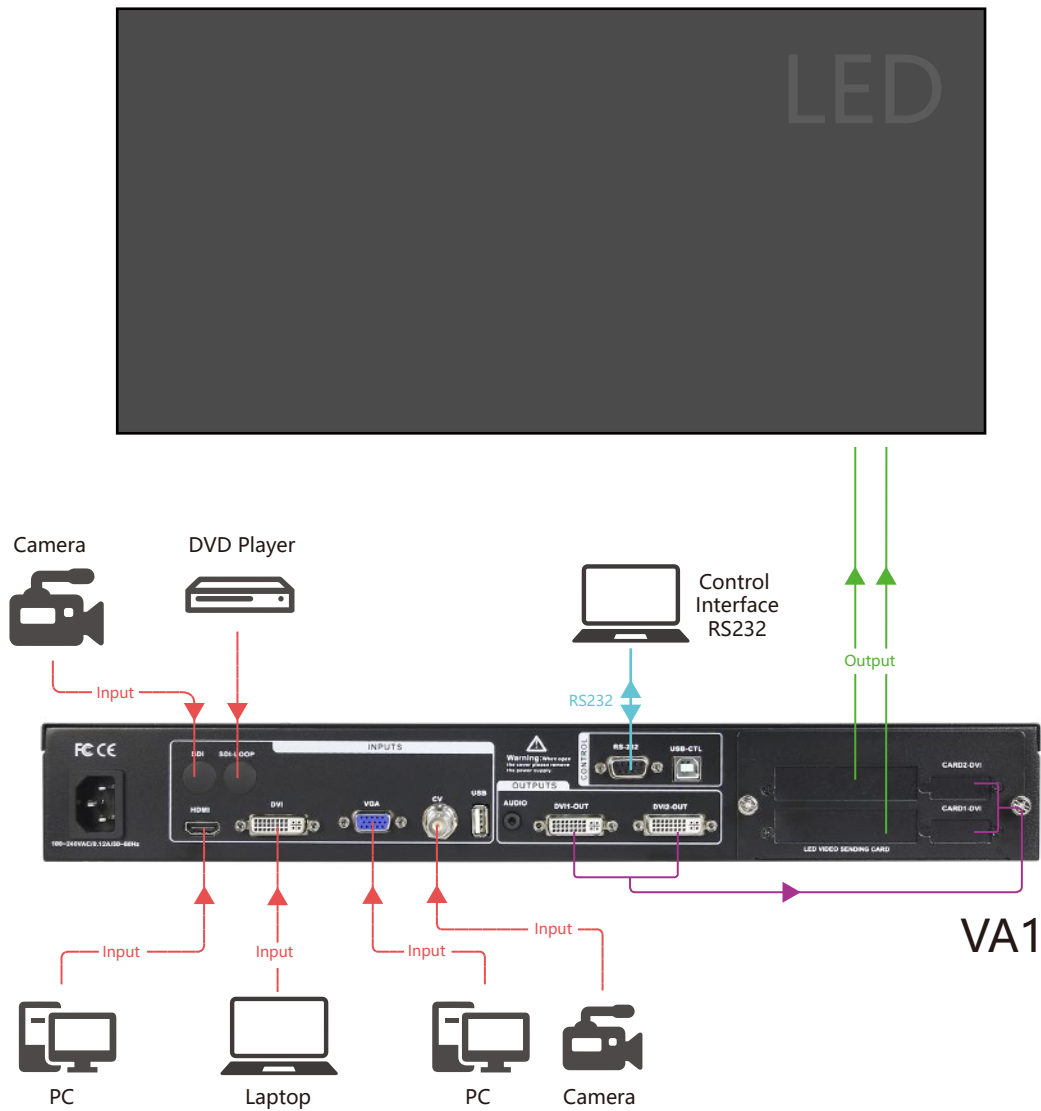
- 1. Product Features.....1**
- 2. Applications..... 2**
- 3. Hardware Overview..... 3**
 - 3.1 Front Panel..... 3**
 - 3.2 Back Panel.....4**
- 4. Features..... 5**
 - 4.1 Multiple video inputs.....5**
 - 4.2 Duplicate video output interface.....6**
 - 4.3 Any channel seamless switching..... 6**
 - 4.4 Multiple output resolutions.....6**
 - 4.5 Support input resolution preview..... 6**
 - 4.6 USB Player Expert.....7**
 - 4.7 Freeze images..... 7**
 - 4.8 FS.....7**
 - 4.9 Save and load..... 8**
- 5. General.....8**

1.Product Features



- Seamless switching between any source
- Free customized among 2.5 million
- Plug & Play USB Media Player
- EDID Management
- Open Protocol Control
- Two Sending Card Slot Built-in
- Signal Hot Backup
- Audio & Video Sync Switching

2. Applications



3. Hardware Overview

3.1 Front Panel



① Menu Screen ② Operating Keys ③ Function Keys

OLED display panel

1	Display the current working status and menu for buttons control.
---	------------------------------------------------------------------

Operating Keys


2	Rotary Button: Adjust the menu position and parameters
3	MENU Button: Press to enter into the menu, by using knob to find the specified menu, press MENU again to return to the previous menu.

Function Keys

4	Part Button: Enable AOI function. Press Part button to switch PART/FULL display
5	Mode: Press PART/FULL button to switch PART/FULL display
6	Black/Freeze Button: Shortcut for Black screen or Freeze screen

7	Output: Enable CVB input
8	HDMI Button: Enable HDMI input
9	DVI Button: Enable DVI input
10	VGA Button: Enable VGA input
11	CV Button: Enable CVBS input
12	USB Button: Switch to USB player/ Access to USB play list
13	SDI Button: Enable SDI input

3.2 Back Panel



- 4 SDI Input
- 5 SDI-loop Output
- 6 HDMI Input
- 7 DVI Input
- 8 VGA Input
- 9 CVBS Input
- 10 USB Player
- 11 Audio Output
- 12 DVI 1 Output
- 13 DVI 2 Output
- 14 RS-232 Control
- 15 USB Control
- 16 Sending Card Slot

Input connectors

4	SDI input (Optional)
5	SDI-loop output (Optional)
6	HDMI input : VESA Standard, Support 1920*1200, HD to 1080P
7	DVI input : Up to 1920*1200,HD to 1080P
8	VGA input : VESA standard, to 1920*1200
8	CVBS input: SMPTE:480i/576i
10	USB input: Play Image or Video content by USB drive
11	Audio Output : 3.5mm Audio output jack
12	DVI Output1: Support 1920x1280@60Hz in max. Connect with display
13	DVI Output2: Support 1920x1280@60Hz in max. Connect with display
14	RS-232 Support third party API control by RS-232
15	USB-CTL Support third party API control by USB
16	Sending Card Slot Support 2 sending card installation

4. Features

4.1 Multiple video inputs

VA1 has 7-channel video inputs, including 1 composite video (Video), 1 channel VGA, 1 channel DVI and 1-channel HDMI, 2 channel USB Player and 1 Channel SDI(Optional) covering the needs of basic LED screen applications.

2 Channel USB can support hot-swap. Then screen will not go constant black during update USB contend.

4.2 Duplicate video output interface with Audio

VA1 has two video outputs (2 DVI) with 1x 3.5mm Audio Output jack.

Can play audio from HDMI DVI or USB player.

4.3 Any channel seamless switching

VA1 video processor can also do seamless switch between any channel, the switching time is adjustable from 0 to 1.5 seconds.



CUT A-B

4.4 Multiple output resolutions

VA1 has up to 20 presets of output resolutions. The widest reaches 2304 pixels and the highest of 1920 pixel. Users can select and adjust the output to realize pixel-by-pixel display.

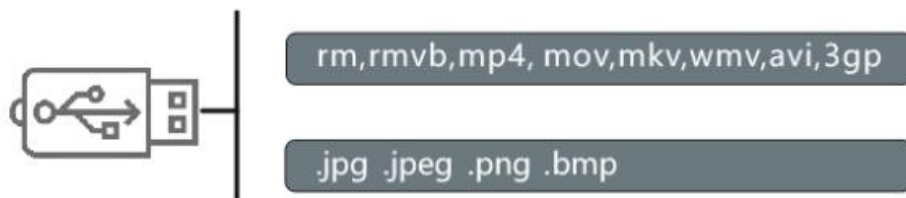
4.5 Support input resolution preview

At the time of switching, the channel which is going to switched will be set in

standby and customer can see whether there is a signal input. This feature helps to avoid unexpected line break or no signal input to switch directly lead to black screen.

4.6 USB Player Expert

Support 2 channels USB Player. Support Image and Video Playback with several transition effects. When remove 1 channel USB. VA1 will play the content of another USB automatically. Ideal for USB play fixed installation.




4.7 Black/Freeze images

The shortcut button can be used for blackout the screen or freeze the screen.

To pause the inputs. When the screen freezes, the operator can also change the current input or change cables, etc.

4.8 Part Function

VA1 can crop part of screen or play the full screen. Any input channel can be independently set cropped, and each channel is still able to achieve a seamless switching.



4.9 Save and load

VA1 with 10 set of preset. Can store all preset parameters set by the user.

5. General

GENERAL PARAMETERS	
WEIGHT	3.5kg
SIZE(MM)	Product: (L, W, H) 250 × 440 × 44
	Carton: (L, W, H) 340 × 450 × 100
POWER SUPPLY	100VAC – 240VAC 50/60Hz
CONSUMPTION	25W
TEMPERATURE	0°C~45°C
STORAGE HUMIDITY	10%~90%